



NORTHFIELD INDUSTRIES, LLC. JACK CATALOG



When you need a lift, Northfield won't let you down!

Northfield Industries LLC, the name you have come to respect in Hubs and Spindles is now offering that same superior quality, durability, and customer service to the Tongue Jack Market, with it's **ALL SQUARE JACK LINE.**



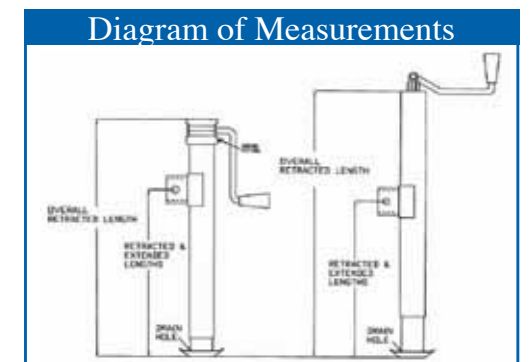
also offers an economic alternative to our Square Jack Line... Introducing our new Round Jack Line!!

Northfield No.	Type of Wind	Legnth of Travel	From the tube mount		Overall Retracted Length	Mounting Style	Mounting Bracket	Pin Size	Foot Size	Wt. lbs.
			Retracted Length	Extended Length						
2,000 lbs. Support Capacity; Tube Mount Round; Fixed Leg; SQUARE JACK										
Heavy Duty 2,000 lb. Top and Sidewind, 10" & 15" Travel, with weld-on tubular mount, 9/16" pin and disc foot, matching male mount included. Black powder coated outer tube, zinc plated inner tube & disc foot.										
HD200-TWS-TMR-PZ	Topwind	10"	11.0"	21.0"	15.0"	Tube	Male Included	9/16"	4X8	13.5
HD200-TWL-TMR-PZ	Topwind	15"	14.5"	29.5"	24.5"	Tube	Male Included	9/16"	4X8	16
HD200-SWS-TMR-PZ	Sidewind	10"	10.75"	20.75"	17.125"	Tube	Male Included	9/16"	4X8	14
HD200-SWL-TMR-PZ	Sidewind	15"	14.625"	29.625"	26.57"	Tube	Male Included	9/16"	4X8	16.5
5,000 lbs. Support Capacity; Tube Mount Round; Fixed Leg; SQUARE JACK										
Heavy Duty 5,000 lb Top and Sidewind, 10" & 15" Travel, with weld-on tubular mount, 9/16" pin and disc foot, matching male mount included. Black powder coated outer tube, zinc plated inner tube & disc foot.										
HD500-TWS-TMR-PZ	Topwind	10"	11.25"	21.25"	15.10"	Tube	Male Included	9/16"	4X8	14.5
HD500-TWL-TMR-PZ	Topwind	15"	14.625"	29.625"	24.5"	Tube	Male Included	9/16"	4X8	18
HD500-SWS-TMR-PZ	Sidewind	10"	10.50"	20.5"	16.8"	Tube	Male Included	5/8"	4X8	15.5
HD500-SWL-TMR-PZ	Sidewind	15"	15.5"	30.5"	21.8"	Tube	Male Included	5/8"	4X8	18.5
7,000 lbs. Support Capacity; Tube Mount Round; Fixed Leg; SQUARE JACK										
Heavy Duty 7,000 lb Top and Sidewind, 10" & 15" Travel, Fixed leg with heavy duty foot. Black powder coated outer tube, zinc plated inner tube & foot, with male tubular swivel mount, mount with 5/8" pin & chain. Matching female mount included.										
HD700-TWS-TMR-PZ	Topwind	10"	12.00"	22.0"	16.5"	Tube	Female Included	5/8"	6X8	17.6
HD700-TWL-TMR-PZ	Topwind	15"	12.125"	27.125"	22.7"	Tube	Female Included	5/8"	6X8	21
HD700-SWS-TMR-PZ	Sidewind	10"	11.00"	21.00"	17.5"	Tube	Female Included	5/8"	6X8	18.4
HD700-SWL-TMR-PZ	Sidewind	15"	11.75"	27.75"	24.75"	Tube	Female Included	5/8"	6X8	24.8
8,000 LBS. SUPPORT CAPACITY JACK; DIRECT WELD; DROP LEG (13.5" ADDL.) SQUARE JACK										
Heavy Duty, Drop Leg/Direct Weld, 8,000 lb Top and Sidewind, 10" & 15" Travel, with heavy duty foot. Black powder coated outer tube, zinc plated inner tube & foot, 13.50" of additional drop leg extension.										
HD800-TWL-DW-DL-PZ	Topwind	15"	21.5"	50.5"	N/A	Direct Weld	None	N/A	6X8	24.8
HD800-SWL-DW-DL-PZ	Sidewind	15"	24.125"	52.625"	N/A	Direct Weld	None	N/A	6X8	25.4

Northfield No.	Type of Wind	Legnth of Travel	Retracted Length	Extended Length	Overall Retracted Length	Mounting Style	Mounting Bracket	Pin Size	Foot Size	Wt. lbs.
2,000 lb capacity, Top and Sidewind, 10" & 15" Travel, with weld-on tubular mount, 9/16" pin and disc foot. Matching male mount included. Black painted outer tube, and zinc plated inner tube & disc foot.										
RD200-TWS-TMR-PZ	Topwind	10"	11.0"	21.0"	15.00"	Tube	Male	9/16"	4X8	11.4
RD200-TWL-TMR-PZ	Topwind	15"	14.5"	29.5"	18.5"	Tube	Male	9/16"	4X8	14.4
RD200-SWS-TMR-PZ	Sidewind	10"	10.75	20.75	14.75	Tube	Male	9/16"	4X8	12.3
RD200-SWL-TMR-PZ	Sidewind	15"	14.25	29.25	18.25	Tube	Male	9/16"	4X8	15.6
RD500-TWS-TMR-PZ	Topwind	10"	11.0"	21.0"	15.00"	Tube	Male	9/16"	4X8	12.4
RD500-TWL-TMR-PZ	Topwind	15"	14.5"	29.5"	18.5"	Tube	Male	9/16"	4X8	15.4
RD500-SWS-TMR-PZ	Sidewind	10"	10.75	20.75	14.75	Tube	Male	9/16"	4X8	13.3
RD500-SWL-TMR-PZ	Sidewind	15"	14.25	29.25	18.25	Tube	Male	9/16"	4X8	16.6
2,000 LBS. SUPPORT CAPACITY JACK; SWIVEL / MOUNT W/RETAINING RING; FIXED LEG; ROUND										
2,000 lb capacity, Top and Sidewind, 10" & 15" Travel, bolt- thru retaining ring swivel mount with 3/8" plunger pin assembly, less mount. Black painted outer tube, zinc plated inner tube and disc foot.										
RD200-TWS-RRSM-PZ	Topwind	10"	11.75"	21.75"	15.0"	Swivel	Weld-On	3/8" Pin	4X8	12.3
RD200-TWL-RRSM-PZ	Topwind	15"	15.25"	30.25"	18.5"	Swivel	Weld-On	3/8" Pin	4X8	15.6
A-FRAME 2,000 & 5,000 LBS. SUPPORT CAPACITY JACK; W/ BOLT-ON OR WELD-ON SUPPORT PLATE										
2,000 & 5,000 lb capacity, Top Wind, 15" Travel, Round A-Frame jack with Weld-On/Bolt Bracket. Black painted outer tube, and zinc plated inner tube, less foot.										
AFRD200-TWL-WBB-PZ	Topwind	15"	7.25"	22.25"	24.5"	N/A	Weld-On Bolt-On	N/A	Not Included	9.0
AFRD500-TWL-WBB-PZ	Topwind	15"	7.25"	22.25"	24.5"	N/A	Weld-On Bolt-On	N/A	Not Included	10.0

SQUARE JACK FEATURES INCLUDE:

- Heavy 12 gauge Square tubing that is stronger than the traditional round jack
- All Square Jacks dramatically improve side load strength
- Powder coated outer-tube and zinc-plated inner- tube. *Other options available upon request*
- All mounts are included with all jacks
- Drain hole on all jacks eliminate water retention
- Precision rolled ACME threaded inner screw
- Ergonomic handle
- Grease fittings are standard on all side wind jacks
- Harden wear washer
- Heavy duty thrust bearings



Northfield Square Jack Warranty:

Northfield Industries, LLC warrants that its **Square Jack Product Line** will be free from defects in material and workmanship for a period of three (3) years under normal use and service. Northfield will, at its option, repair or replace, free of charge, any part or parts found not to comply with this warranty. This warranty does not cover the following: damage through abuse, misuse, neglect, or an accident; damage from misapplication, overloading, or improper installation; improper maintenance; normal wear and tear; or any alterations to the jack.

Replacement of the jack or jack parts is the purchaser's sole remedy of this or any other warranty, whether express or implied. Northfield Industries LLC shall not be liable for service or labor charges incurred in the removal or replacement of the product, or for any incidental or consequential damage of any kind.

Round Jack Warranty:

Northfield Industries LLC warrants that its **Round Jack Product Line** will be free from defects in material and workmanship for a period of (60) days from the date of sale by Northfield. This warranty does not cover the following: damage through abuse, misuse, neglect, or an accident; damage from misapplication, overloading, or improper installation; improper maintenance; normal wear and tear; or any alterations to the jack.

Replacement of the jack or jack part's is the purchaser's sole remedy of this or any other warranty, whether express or implied. Northfield Industries, LLC shall not be liable for any service or labor charges, or for any incidental or consequential damage of any kind.